

BETHEL TOWNSHIP, DELAWARE COUNTY
BOARD OF SUPERVISORS SPECIAL MEETING AGENDA
March 25th, 2025, 6:30PM
PLEASE SILENCE ALL ELECTRONICS

Public Comment will be accepted and addressed throughout the Meeting.

- I. CALL TO ORDER
 - a. Pledge of Allegiance
 - b. Disclosure of Recording Device
- II. DISCUSSION ON TOWNSHIP TAXATION & BUDGET.
- III. ADJOURNMENT

The next Board of Supervisor's Meeting is scheduled for Tuesday, April 8th, 2025, at 6:30PM.



BETHEL
TOWNSHIP
Delaware County, PA

Bethel Township Tax Discussion

Special Meeting - Tuesday, March 25, 2025

Bethel Taxes by the Numbers - Millage

Millage Description

Millage is a tax rate—the amount of tax payable per dollar of the assessed value of a property. As used in property tax, 1 mill is equal to \$1 in property tax levied per \$1,000 of a property's assessed value.

Example

If the mill rate is 20, this means that for every \$1,000 of assessed value, \$20 is owed in property taxes.

Example Continued

If a taxpayer's personal residence has a taxable value of \$100,000, then the property tax bill for their residence is:

$$(20 \times 100,000) / 1,000 = \$2,000.$$

2024 vs 2025 Taxes

School, County, and Municipal

Tax Millage Rates and Fees in 2024 and 2025				
Tax Category	Jurisdiction	2024	2025	Increase
School Tax Millage	Gamet Valley School District	19.2879	19.6377	1.81%
Delaware County Tax Millage	Delaware County	3.149	3.873	22.99%
Bethel Tax Millage*	Bethel Twp	0.993	1.373	38.27%
Total		23.4299	24.8837	6.20%

Fee Category	Jurisdiction	2024	2025	Increase
Trash Fee	Bethel Twp	\$310	\$480	54.84%

Bethel Tax Millage Breakdown and Fees in 2024 and 2025			
	2024	2025	Increase
General Fund Millage	0.899	0.899	0.00%
EMS Fund Millage	N/A	0.361	---
Fire Fund Millage	0.067	0.086	28.36%
Library Fund Millage	0.027	0.027	0.00%
Total	0.993	1.373	38.27%

Delaware County Tax Rates								
			2025	2025	2024-2025	All 3 Authorities	Wage	
School District		MUNICIPALITY	County	Tw p/Boro	Sch ool	TOTAL	Tax	
William Penn	14	DARBY BORO	3.873	17.1500	30.72	51.743	1.00%	Borough
South East Delco	15	DARBY TWP	3.873	10.0518	31.2716	45.1964		Township
William Penn	48	YEADON	3.873	9.8320	30.72	44.425	1.00%	Borough
Upper Darby	16	DARBY, UPPER	3.873	14.0200	25.8761	43.7691		Township
William Penn	17	EAST LANSDOWNE	3.873	8.8600	30.72	43.453	1.00%	Borough
South East Delco	20	FOLCROFT	3.873	7.5100	31.2716	42.6546	1.00%	Borough
South East Delco	41	SHARON HILL	3.873	7.5000	31.27	42.645		Borough
Chi Chester	24	MARCUS HOOK	3.873	11.2100	27.0403	42.1233	1.00%	Borough
William Penn	23	LANSDOWNE	3.873	7.3039	30.72	41.897	1.00%	Borough
Upper Darby	10	CLIFTON HEIGHTS	3.873	11.2340	25.8761	40.9831		Borough
Upper Darby	28	MILLBOURNE	3.873	10.8950	25.88	40.644		Borough
William Penn	1	ALDAN	3.873	5.5000	30.7200	40.0930		Borough
Chi Chester	46	TRAINER	3.873	9.1500	27.04	40.063	1.00%	Borough
Ridley	18	EDDYSTONE	3.873	9.4000	26.1100	39.3830	1.00%	Borough
Chi Chester	8	CHICHESTER, LOWER	3.873	8.1140	27.04	39.027	1.00%	Township
Interboro	31	NORWOOD	3.873	8.2100	25.8426	37.9256		Borough
Interboro	21	GLENOLDEN	3.873	7.5000	25.84	37.216		Borough
Wallingbrd'Swarthmore	43	SWARTHMORE	3.873	3.9960	29.0440	36.9130		Borough
Wallingbrd'Swarthmore	40	RUTLEDGE	3.873	3.6900	29.04	36.607		Borough
Wallingbrd'Swarthmore	34	PROVIDENCE, NETHER	3.873	3.5960	29.0440	36.5120		Township
Ridley	37	RIDLEY PARK	3.873	6.5000	26.11	36.483	1.00%	Borough
Ridley	38	RIDLEY TWP	3.873	5.4630	26.1100	35.4460		Township
Interboro	33	PROSPECT PARK	3.873	5.5700	25.84	35.286	1.00%	Borough
South East Delco	11	COLLINGDALE	3.873	Call Twp	31.2716	35.1446		Borough
William Penn	12	COLWYN	3.873	Call Twp	30.72	34.593		Borough
Wallingbrd'Swarthmore	39	ROSE VALLEY	3.873	1.3200	29.0440	34.2370		Borough
Chi Chester	9	CHICHESTER, UPPER	3.873	3.0362	27.04	33.949	1.00%	Township
Penn Delco	32	PARKSIDE	3.873	9.9000	19.9870	33.7600	1.00%	Borough
Interboro	45	TINICUM	3.873	3.0000	25.84	32.716	1.00%	Township
Springfield	42	SPRINGFIELD	3.873	3.9200	21.5428	29.3358		Township
Chester/Upland	49	CHESTER CITY	3.873	9.8058	14.31	27.989	3.75%	City
Penn Delco	2	ASTON	3.873	3.8075	19.9870	27.6675	1.00%	Township
Penn Delco	5	BROOKHAVEN	3.873	3.5000	19.99	27.360	1.00%	Borough
Haverford	22	HAVERFORD	3.873	4.5450	18.8951	27.3131		Township
Springfield	29	MORTON	3.873	Call Twp	21.54	25.416		Borough
Garnet Valley	3	BETHEL	3.873	1.3430	19.6377	24.8537		Township
Garnet Valley	13	CONCORD	3.873	0.6383	19.42	23.934		Township
Chester/Upland	7	CHESTER TWP	3.873	5.7000	14.2500	23.8230	1.00%	Township
Garnet Valley	6	CHESTER HEIGHTS	3.873	0.4806	19.42	23.776		Borough
Unionville/ChaddsFord	4	CHADDSFORD	3.873	0.6247	18.5700	23.0677		Township
Rose Tree Media	35	PROVIDENCE, UPPER	3.873	2.3990	15.69	21.966	1.00%	Township
Rose Tree Media	26	MEDIA	3.873	2.0000	15.6935	21.5665	1.00%	Borough
Radnor	36	RADNOR	3.873	2.4862	14.63	20.981		Township
Rose Tree Media	27	MIDDLE TOWN	3.873	1.0100	15.6935	20.5765		Township
Rose Tree Media	19	EDGMONT	3.873	0.5900	15.69	20.157		Township
Chester/Upland	47	UPLAND	3.873	2.0000	14.2500	20.1230	1.00%	Borough
Marple Newtown	25	MARPLE	3.873	2.6380	12.06	18.569		Township
Marple Newtown	30	NEWTOWN	3.873	1.9777	12.0581	17.9088		Township
West Chester	44	THORNBURY	3.873	0.0000	9.94	13.815		Township

Millage Rates of Surrounding Communities

Delaware County Tax Rates														
			2024	2024	2023-2024	All 3 Authorities	Wage	2025	2025	2024-2025	All 3 Authorities	Wage	Local Increase	
School District		MUNICIPALITY	County	Twp/Boro	School	TOTAL	Tax	County	Twp/Boro	School	TOTAL	Tax		
Chi Chester	8	CHICHESTER, LOWER	3.149	7.25	27.04	37.439	1%	3.873	8.1140	27.04	39.027	1.00%	11.92%	Township
Chi Chester	9	CHICHESTER, UPPER	3.149	3.04	27.04	33.225	1%	3.873	3.0352	27.04	33.949	1.00%	0.00%	Township
Penn Delco	32	PARKSIDE	3.149	9.900000	19.1263	32.175300	0.005	3.873	9.9000	19.9870	33.7600	1.00%	0.00%	Borough
Penn Delco	2	ASTON	3.149	3.674100	19.1263	25.949400	0.01	3.873	3.8075	19.9870	27.6675	1.00%	3.63%	Township
Penn Delco	5	BROOKHAVEN	3.149	3.50	19.13	25.775	1%	3.873	3.5000	19.99	27.360	1.00%	0.00%	Borough
Garnet Valley	3	BETHEL	3.149	0.993000	19.2879	23.429900		3.873	1.3730	19.6377	24.8837		38.27%	Township
Garnet Valley	13	CONCORD	3.149	0.54	19.08	22.768		3.873	0.6383	19.42	23.934		18.27%	Township
Garnet Valley	6	CHESTER HEIGHTS	3.149	0.48	19.08	22.709		3.873	0.4806	19.42	23.776		0.00%	Borough

Real estate tax revenue is offset by collecting taxes on local businesses. Communities with a larger commercial footprint will see a lower millage for residents

Do Taxes Ever Go Down?

Reassessment

Pennsylvania state law requires that after the tax base has been equalized and brought to current market value, the **millage** must be **reduced** in order to collect the same revenue as collected in the previous year.

Example

In 2015, a home assessed at \$100,000 pays a millage of 20 for a tax amount of \$2,000.

A reassessment in 2025 values the home at \$200,000. Millage is reduced to 10 and tax remains \$2,000

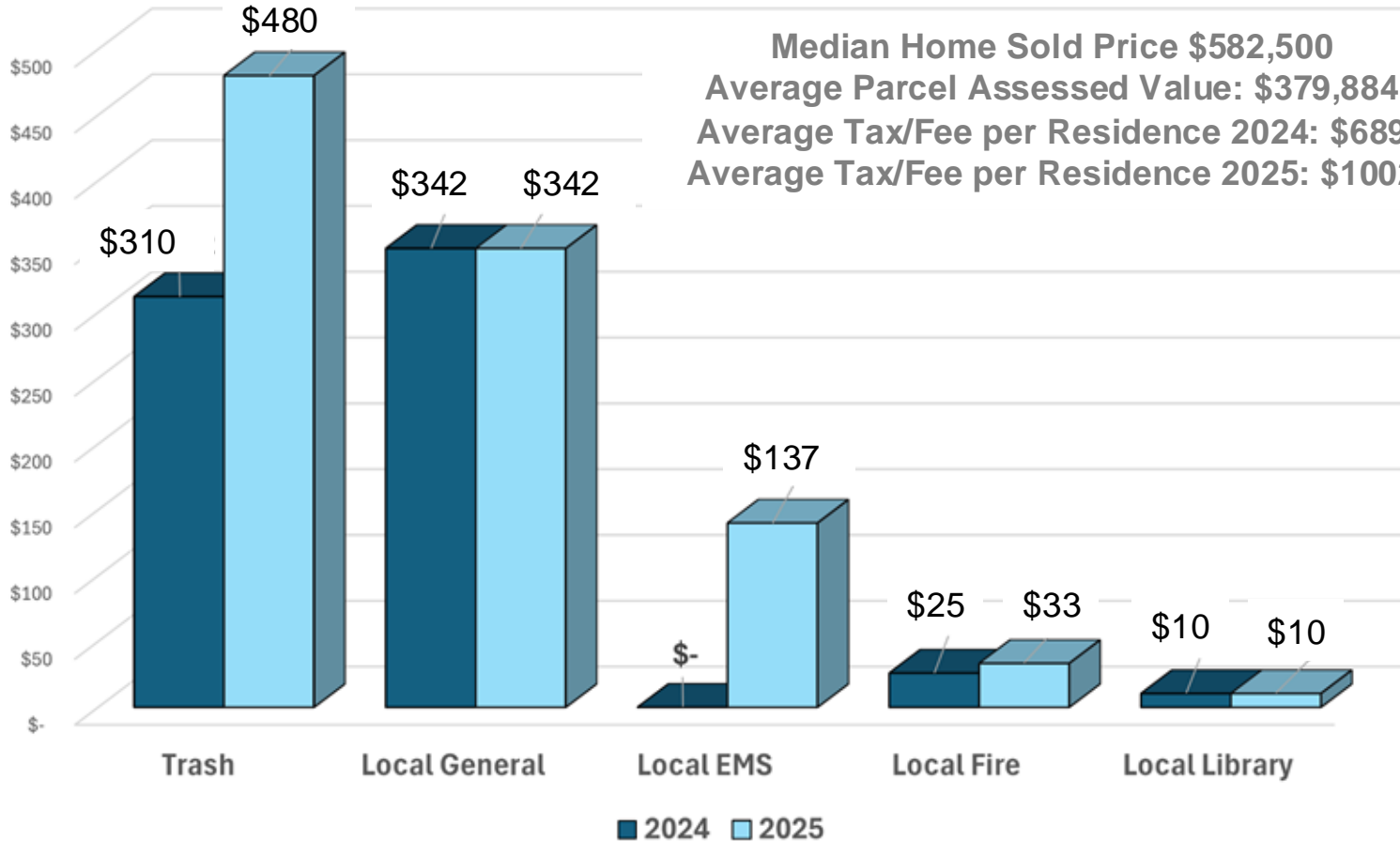
Inflation

As inflation compounds, the \$2,000 collected has diminishing purchase power.

Eventually millage may need to increase to keep up with the cost of goods and services

BETHEL TAX/FEE BREAKDOWN FOR AVERAGE HOME: 2024 VS 2025

Median Home Sold Price \$582,500
Average Parcel Assessed Value: \$379,884
Average Tax/Fee per Residence 2024: \$689
Average Tax/Fee per Residence 2025: \$1002



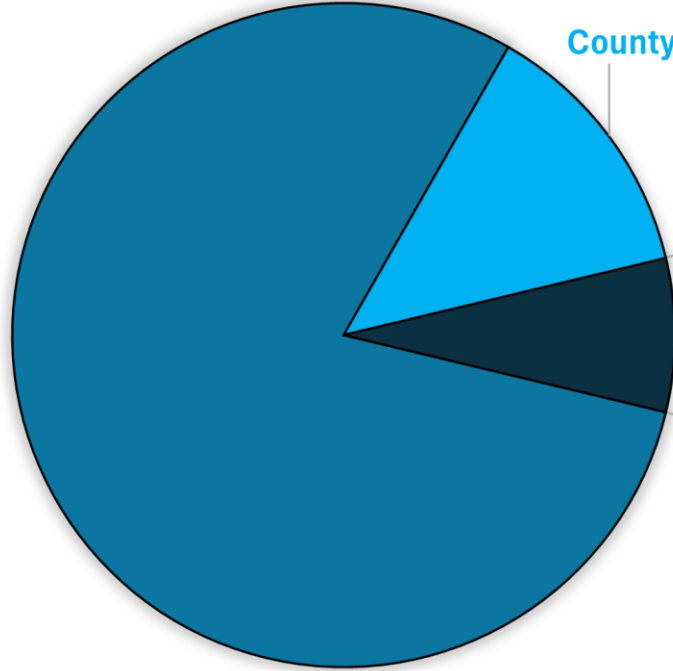
2024 AVERAGE HOME TAX/FEE BREAKDOWN - EXAMPLE

Median Home Sold Price \$582,500

Average Parcel Assessed Value: \$379,884

Average Tax/Fee per Residence: \$9,210

School Tax, \$7,327

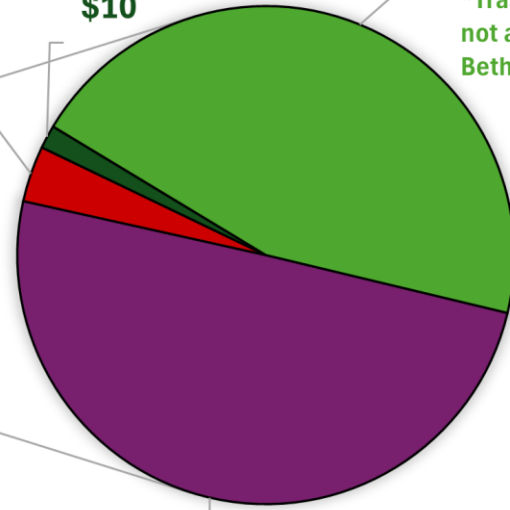


County Tax, \$1,196

Local Fire, \$25

Local Taxes & Trash \$687

Local Library, \$10



Trash, \$310*

*Trash Fees do not apply to all Bethel residents

Local General, \$342

2025 AVERAGE HOME TAX/FEE BREAKDOWN - EXAMPLE

Median Home Sold Price \$582,500

Average Parcel Assessed Value: \$379,884

Average Tax/Fee per Residence: \$9,933

School Tax, \$7,460

County Tax, \$1,471

Local Fire, \$33

Local Library, \$10

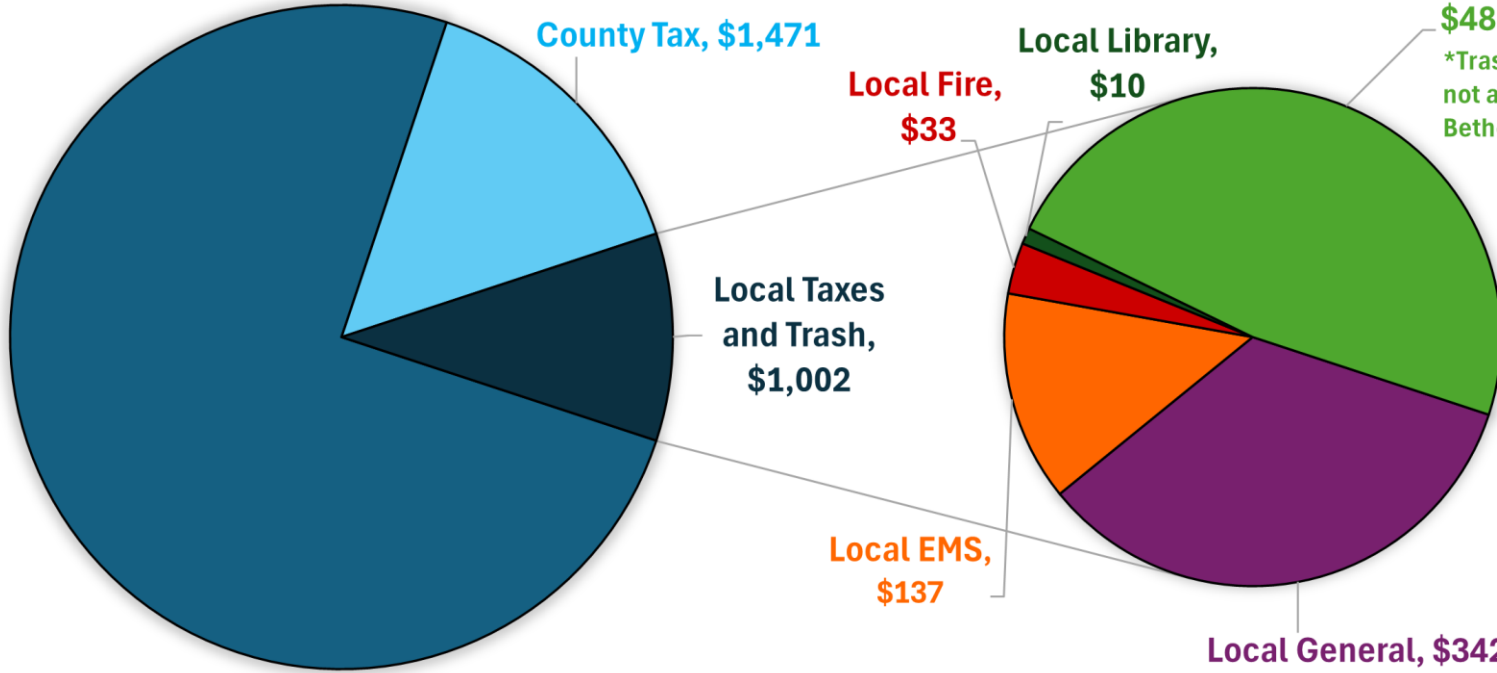
Trash, \$480*

*Trash Fees do not apply to all Bethel residents

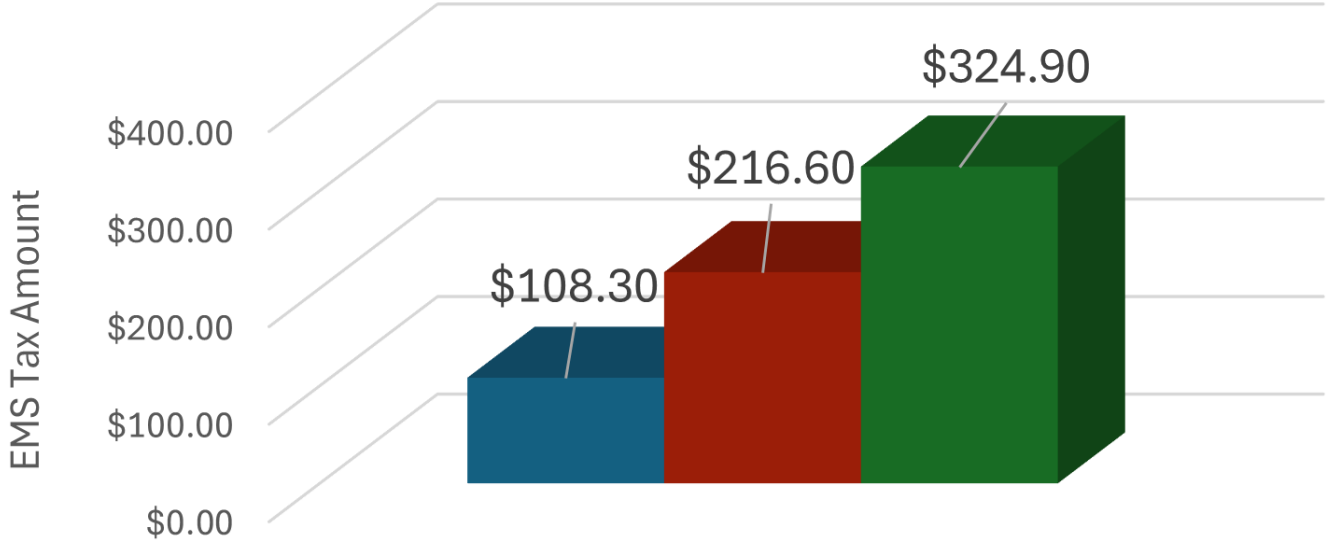
Local Taxes and Trash, \$1,002

Local EMS, \$137

Local General, \$342

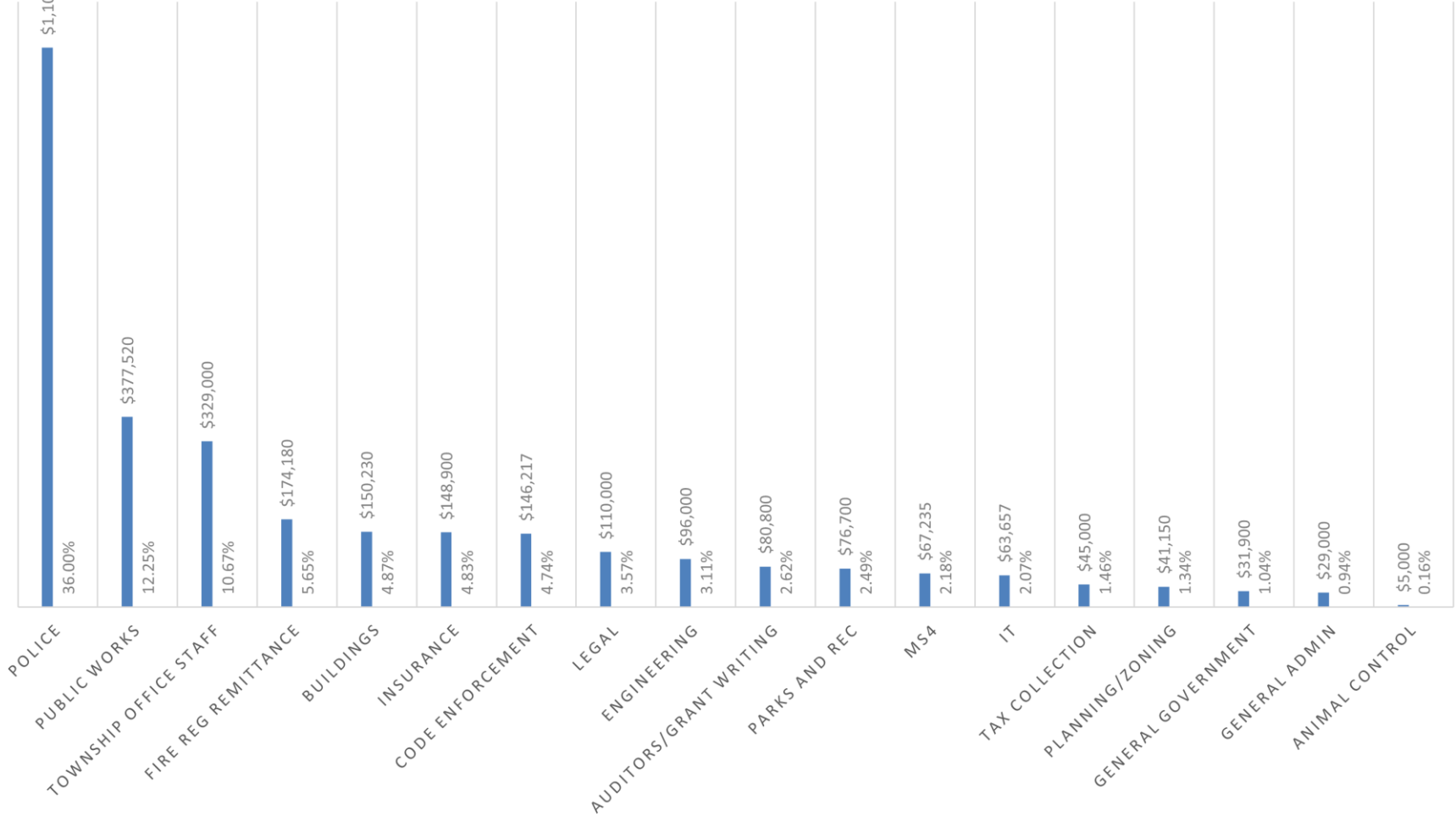


EMS TAXES FOR EXAMPLE ASSESSED HOME VALUES



■ \$300,000 ■ \$600,000 ■ \$900,000

2025 GENERAL FUND BUDGET



Trash Fees

Agreement Expiration

Bethel Township's previous agreement for trash and recycling services was set to expire at the end of 2024, so the Board of Supervisors solicited competitive bids for a new contract.

Bid Evaluation

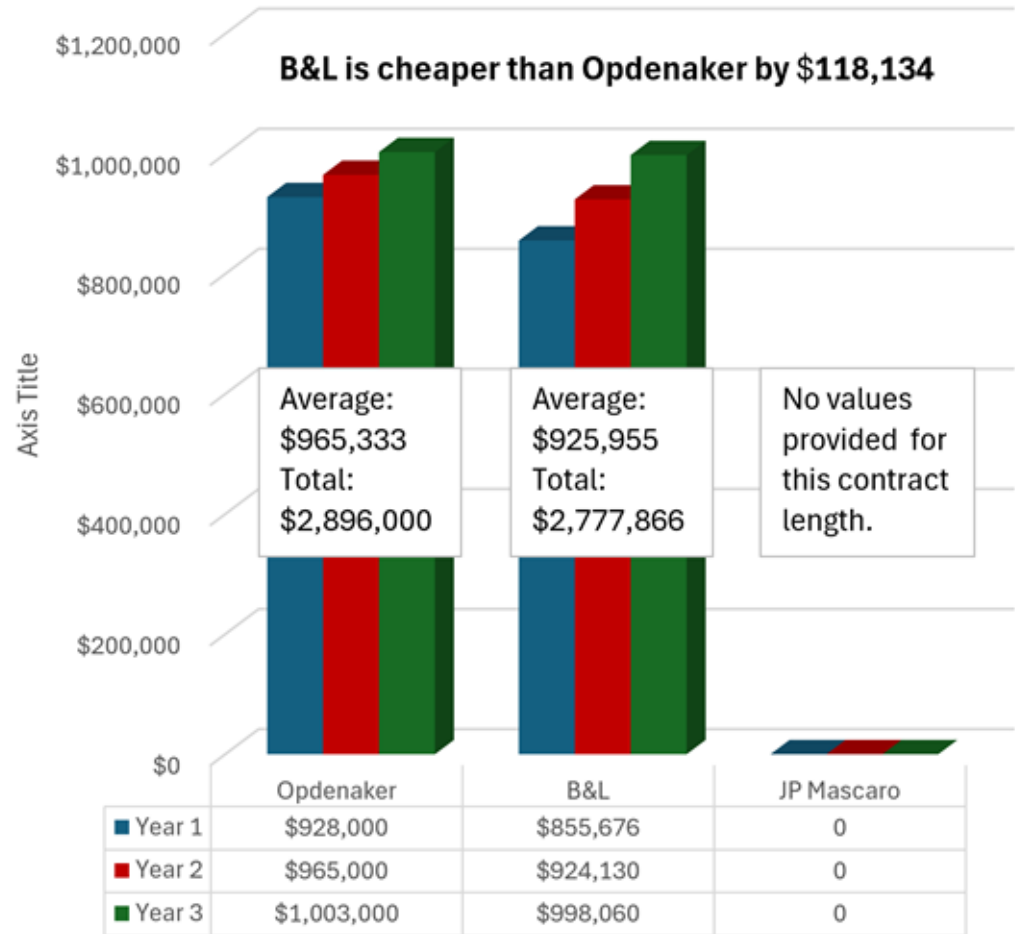
After careful evaluation of three bids, the Board approved an agreement with Opdenaker Trash and Recycling Services for a five-year term.

Trash Fee Increase

The bids for ALL vendors reflected a significant rise in costs for both trash and recycling services across the board, and this necessitated a trash fee increase.

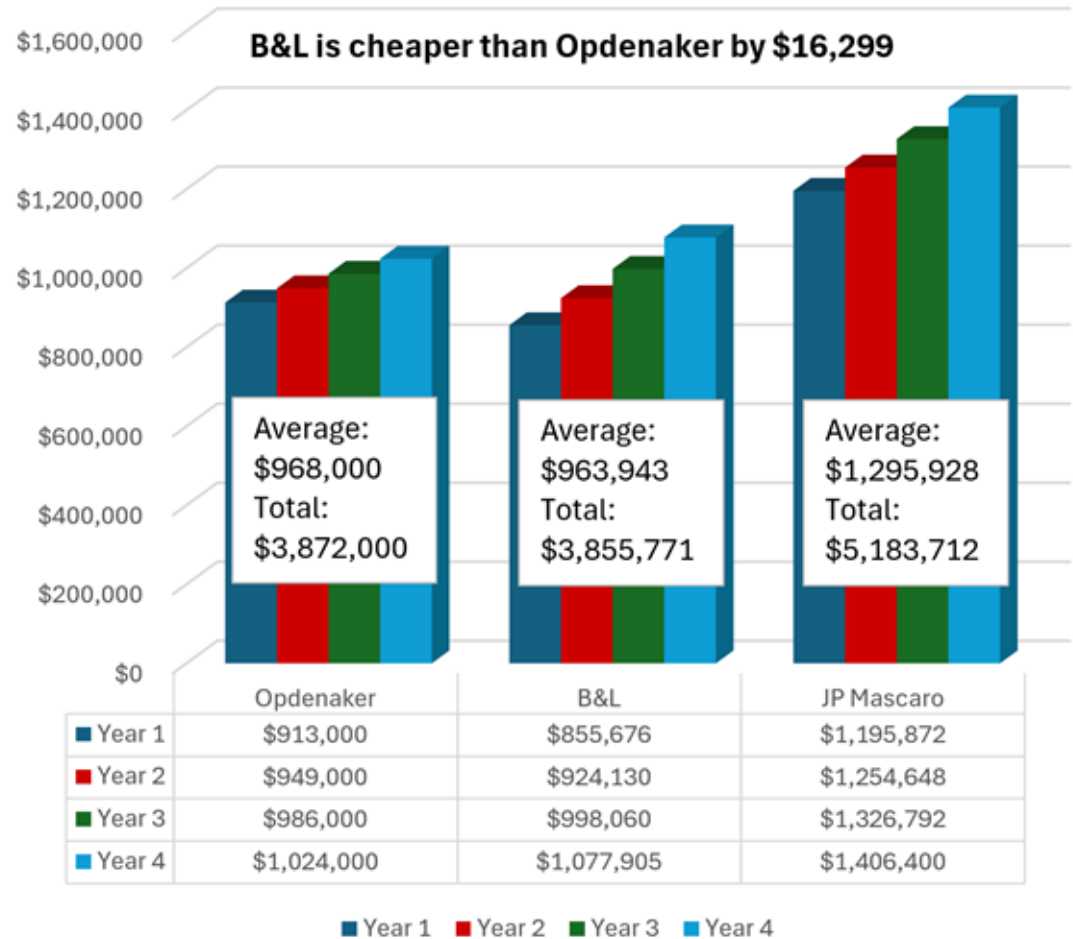
Comparing 1 Year plus Two 1-Year Proposals

1 Year plus Two 1-Year Proposal



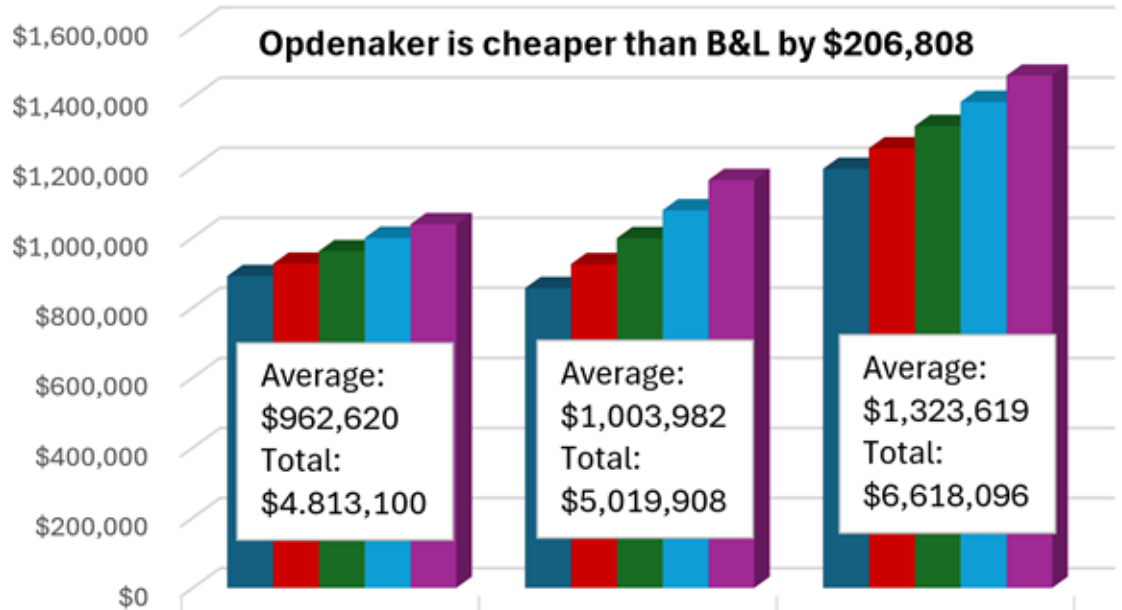
Comparing 2 Years plus Two 1-Year Proposals

2 Years plus Two 1-Year Proposal



Comparing 3 Years plus Two 1-Year Proposals

3 Years plus two 1-Year Proposal



	Opdenaker	B&L	JP Mascaro
Year 1	\$890,000	\$855,676	\$1,195,872
Year 2	\$925,100	\$924,130	\$1,254,648
Year 3	\$961,000	\$998,060	\$1,318,248
Year 4	\$999,000	\$1,077,905	\$1,387,200
Year 5	\$1,038,000	\$1,164,137	\$1,462,128

■ Year 1 ■ Year 2 ■ Year 3 ■ Year 4 ■ Year 5

Our EMS Arrangement Changed in 2024



Crozer previously provided an Advanced Life Services (ALS) transport unit to Bethel Township



The unit was owned, serviced, and staffed by Crozer and was housed in a building owned by Bethel Township



The now expired service was provided **at no additional cost** to the township, and residents were billed for the use of emergency medical services



Crozer notified Bethel Township via letter that this agreement structure was no longer fiscally sustainable and upon request, Crozer provided an extension of services until April 1, 2024

Second Class Township Code

Section 1553. Emergency Services.--(a) The township shall be responsible for ensuring that fire and emergency medical services are provided within the township by the means and to the extent determined by the township, including the appropriate financial and administrative assistance for these services.

Identifying a New Provider



Bethel Township is a 2nd Class Township, and all 2nd Class Townships are obligated to provide EMS for their residents. To that end, the Bethel Emergency Management Coordinator solicited/engaged with six different EMS providers and received detailed quotes. The following chart shows the three most qualified respondents.

	CROZER	MAIN LINE HEALTH	UPPER CHICHESTER FD
Monthly estimated cost	\$59,647	\$41,109	\$40,080
Location of ALS unit	Bethel Township	Bethel Township	Ogden Fire House

During the March 12, 2024 Board of Supervisors meeting, the supervisors voted to move forward with Main Line Health as the township's EMS provider.

EMS Arrangement Funding



The township budget for 2024 did not include funding specifically set aside for EMS. To fund EMS for the remaining portion of 2024 and beginning of 2025, Bethel Township administration determined to reassign ARPA funds reserved for other items (highway and stormwater improvements) to minimize the amount being deducted from township reserves.

**IN CASE OF
EMERGENCY**

**DIAL
911**



Fire Apparatus Tax

Historically, the fire tax, like the library tax, was approved by voter referendum in Bethel Township.

Bethel Township Hose Company #1 utilizes a 21-year life cycle for apparatus. There is a fleet of three vehicles, and they are purchased on 7-year intervals. Apparatus transition from frontline duty to a tertiary role after 14 years and are replaced after 21 years.

National Fire Protection Association, 1901

15-Year Frontline Service:

Best Practice of 15 years of frontline service for pumper apparatus, after which they are moved to reserve status.

25-Year Retirement:

NFPA 1901's Annex D recommends that apparatus older than 25 years be retired from the fleet.

Refurbishment:

Fire apparatus older than 15 years should be evaluated for refurbishment in accordance with NFPA 1912: Standard for Fire Apparatus Refurbishing.

Fire Apparatus Market Conditions

Fenton Fire

In 2024, brand new fire trucks will cost almost \$2 million. The price of a fire truck depends on its age, condition and the equipment on it.

Fire Apparatus Mag

Buyers face an increase in costs anywhere from 10% to 35% for just one rig. Most of these increases have been in large increments over a number of months.

Firefighter Now

How much do you think a fire truck of this caliber costs? The answer is \$974,998 (2019). In about seven years, the cost of fire trucks went up more than \$500,000.

- <https://www.fentonfire.com/blog/fire-truck-cost/#:~:text=The%20cost%20of%20a%20fire,one%20fresh%20from%20the%20manufacturer>
- <https://www.fireapparatusmagazine.com/fire-apparatus/the-crazy-world-of-buying-apparatus-now/#:~:text=Let's%20start%20off%20with%20prices,has%20never%20been%20so%20scarce>
- <https://firefighternow.com/a-detailed-look-into-the-real-costs-of-fire-trucks/>



BETHEL
TOWNSHIP
Delaware County, PA

Thank You

Special Meeting - Tuesday, March 25, 2025